

## HELP IN FOLLOWING THIS GUIDE

■ For each product, there is a corresponding chemical with data that covers; (1) its overall rating for degradation resistance; (2) the time of permeation breakthrough; (3) the rate or permeation, and (4) its performance index number.

■ When testing for breakthrough time, the shortest times observed, from the start of the test to the first detection of the chemical on the other side of the sample, were recorded. This data provides a basis for determining how long a glove can be expected to provide the most effective resistance against a hazardous solvent.

■ Permeation rates were determined by recording the highest flow rates, during a six-hour test period, for the permeating chemicals through the protective glove films. The ratings are qualitative and reflect the comparisons of permeation rates to each other.

### KEY TO DEGRADATION RATINGS:

E Excellent; fluid has very little degrading effect.

G Good; fluid has minor degrading effect.

F Fluid has moderate degrading effect.

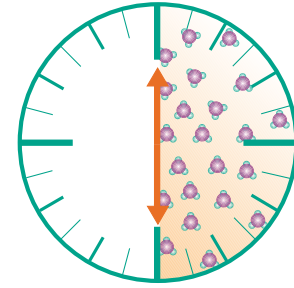
P Poor; fluid has pronounced degrading effect.

NR Fluid is not recommended with this material.

### KEY TO PERMEATION BREAKTHROUGH

> Greater Than (time)  
< Less than (time)

ND – None detected;  
no breakthrough in 6  
hour test.



Note: Any test samples rate P (Poor) or NR (Not Recommended) in degradation testing were not tested for permeation resistance. A dash (–) appears in those cases.

### KEY TO PERMEATION RATE

ND None detected during a 6-hour test

MIN Minimal; permeation rate of less than 1.0 µg/cm<sup>2</sup>/min.

VLow Very Low; permeation rate of 1.0 µg/cm<sup>2</sup>/min. to less than 10 µg/cm<sup>2</sup>/min.

Low Low; permeation rate of 10 µg/cm<sup>2</sup>/min. to less than 100 µg/cm<sup>2</sup>/min.

Mod Moderate; permeation rate of 100 µg/cm<sup>2</sup>/min. to less than 1,000 µg/cm<sup>2</sup>/min.

High High; permeation rate of 1,000 µg/cm<sup>2</sup>/min. to less than 10,000 µg/cm<sup>2</sup>/min.

VHigh Very High; permeation rate of 10,000 µg/cm<sup>2</sup>/min. and greater

### KEY TO PERFORMANCE INDEX NUMBERS

0 The glove material is the most resistant for this specific chemical.

1 The glove material offers high resistance to this specific chemical.

2 The glove material is recommended for intermittent contact with this specific chemical.


3 The glove material is recommended for splash protection with careful control of its use with this specific chemical

4 The glove material is recommended for low-level exposure. Change gloves with each new exposure.

5 Not recommended.

Note: The performance index numbers allow assessment of the relative performance of gloves against specific chemicals. The index used is based on that of Forsberg & Keith\*, and takes into consideration both breakthrough time and permeation rate.

\*Chemical Protective Clothing Performance Book, Forsberg & Keith, John Wiley and Sons, Inc.



	NITROSOL				NEOSOL				NATRASOL				CHEMESOL			
	NITRILE NBR				NEOPRENE UNSUPPORTED				NATURAL RUBBER				NEOPRENE/NATURAL RUBBER			
	Degradation Rating	Permeation Breakthrough	Permeation Rate	Performance Index #	Degradation Rating	Permeation Breakthrough	Permeation Rate	Performance Index #	Degradation Rating	Permeation Breakthrough	Permeation Rate	Performance Index #	Degradation Rating	Permeation Breakthrough	Permeation Rate	Performance Index #
1. Acetaldehyde	P	–	–	5	E	10 min.	High	5	E	7 min.	Mod	4	E	7 min.	Med	4
2. Acetic Acid, Glacial	G	4 ½ hr.	NA	NA	E	7 hr.	NA	NA	E	2 ¼ hr.	NA	NA	E	2 ¼ hr.	NA	NA
3. Acetone	NR	–	–	5	G	5 min.	Mod	4	E	10 min.	Mod	4	E	10 min.	Mod	4
4. Acetonitrile	F	30 min.	Mod	3	E	30 min.	VLow	2	E	4 min.	VLow	3	E	5 min.	VLow	3
5. Ammonium Fluoride, 40%	E	ND	ND	0	E	ND	ND	0	E	ND	ND	0	E	ND	ND	0
6. Ammonium Hydroxide, Conc.	E	ND	ND	0	E	>6 hr.	ND	0	E	1 ½ hr.	NA	NA	E	1 ½ hr.	NA	NA
7. Aniline	NR	–	–	5	G	35 min.	VLow	2	G	30 min.	VLow	2	G	30 min.	VLow	2
8. Aqua Regia	F	ND	ND	0	G	45 min.	NA	NA	G	ND	ND	0	G	ND	ND	0
9. Benzaldehyde	NR	–	–	5	NR	–	–	5	F	14 min.	Low	4	F	14 min.	Low	4
10. Benzene	P	–	–	5	NR	–	–	5	NR	–	–	5	NR	–	–	5
11. Butyl Acetate	F	1 ½ hr.	Mod	3	NR	–	–	5	P	–	–	5	P	–	–	5
12. Butyl Alcohol	E	ND	ND	0	E	4 hr.	VLow	1	E	15 min.	Low	3	E	15 min.	Low	3
13. Butyl Cellosolve®	E	1 ½ hr.	VLow	1	E	1 ½ hr.	VLow	1	E	45 min.	Low	3	E	50 min.	Low	3
14. Carbon Disulfide	G	30 min.	Mod	3	NR	–	–	5	NR	–	–	5	NR	–	–	5
15. Carbon Tetrachloride	G	2 ½ hr.	Low	2	NR	–	–	5	NR	–	–	5	NR	–	–	5
16. Cellosolve® Acetate	F	1 ½ hr.	Low	2	F	25 min.	Low	3	G	11 min.	Low	4	E	15 min.	Low	4
17. Cellosolve® Solvent	G	3 ½ hr.	Low	2	E	45 min.	Min	1	E	45 min.	Low	3	E	45 min.	Low	3
18. Chlorobenzene	NR	–	–	5	NR	–	–	5	NR	–	–	5	NR	–	–	5
19. Chloroform	NR	–	–	5	NR	–	–	5	NR	–	–	5	NR	–	–	5
20. Chloronaphthalene	P	–	–	5	NR	–	–	5	NR	–	–	5	NR	–	–	5
21. Chromic Acid, 50%	F	4 hr.	NA	NA	NR	–	–	5	NR	–	–	5	NR	–	–	5
22. Citric Acid, 10%	E	ND	ND	0	E	ND	ND	0	E	ND	ND	0	E	ND	ND	0
23. Cyclohexanol	E	ND	ND	0	E	2 ½ hr.	VLow	1	E	15 min.	Low	3	E	15 min.	Low	3
24. Diacetone Alcohol	G	4 hr.	VLow	1	E	5 hr.	Min	0	E	20 min.	VLow	2	E	20 min.	Low	2
25. Dibutyl Phthalate	G	ND	ND	0	F	2 hr.	Min	1	G	17 min.	NA	NA	G	15 min.	NA	NA
26. Diethylamine	F	45 min.	Mod	3	P	–	–	5	NR	–	–	5	NR	–	–	5
27. Di-Isobutyl Ketone, DIBK	E	2 hr.	Mod	3	P	–	–	5	P	–	–	5	NR	–	–	5
28. Dimethyl Formamide, DMF	NR	–	–	5	G	10 min.	Low	4	E	30 min.	Mod	3	E	30 min.	Med	3
29. Dimethyl Sulfoxide, DMSO	E	>4 hr.	VLow	1	E	ND	ND	0	E	60 min.	VLow	1	E	60 min.	VLow	1
30. Dioctyl Phthalate, DOP	G	>6 hr.	ND	0	G	>6 hr.	Min	0	F	>6 hr.	Min	0	F	ND	Min	0
31. Dioxane	NR	–	–	5	NR	–	–	5	F	5 min.	Mod	4	F	5 min.	Mod	4
32. Ethyl Acetate	NR	–	–	5	F	15 min.	Low	3	G	5 min.	Low	4	G	5 min.	Low	4
33. Ethyl Alcohol	E	4 hr.	VLow	1	E	1 ½ hr.	VLow	1	E	30 min.	VLow	2	E	30 min.	VLow	2
34. Ethylene Dichloride	NR	–	–	5	NR	–	–	5	P	–	–	5	P	–	–	5
35. Ethylene Glycol	E	ND	ND	0	E	ND	ND	0	E	ND	ND	0	E	ND	ND	0
36. Ethyl Ether	E	2 hr.	Low	2	E	10 min.	Low	4	NR	–	–	5	NR	–	–	5
37. Formaldehyde	E	ND	ND	0	E	2hr.	Min	1	E	1 hr.	VLow	1	E	1 hr.	VLow	1
38. Formic Acid 90%	F	4 hr.	NA	NA	E	ND	ND	0	E	2 hr.	NA	NA	E	2 hr.	NA	NA
39. Freon® TMC	NA	10 min.	High	5	NA	3 min.	High	5	NA	3 min.	High	5	NA	–	–	–
40. Freon® TF	E	ND	ND	0	E	4 hr.	Min	0	NR	–	–	5	NA	–	–	–
41. Furfural	NR	–	–	5	G	20 min.	Low	3	E	15 min.	Low	3	E	15 min.	Low	3
42. Gasoline (White)	E	ND	ND	0	NR	–	–	5	NR	–	–	5	NR	–	–	5
43. Hexane	E	ND	ND	0	E	45 min.	Mod	3	NR	–	–	5	NR	–	–	5
44. Hydrazine 65%	E	ND	ND	0	E	ND	ND	0	G	ND	ND	0	G	ND	ND	0
45. Hydrochloric Acid, Conc.	E	ND	ND	0	E	ND	ND	0	G	>5 hr.	NA	NA	G	5 hr.	NA	NA
46. Hydrochloric Acid, 10%	E	ND	ND	0	E	ND	ND	0	E	ND	ND	0	F	ND	ND	0
47. Hydrofluoric Acid, 48%	E	2 hr.	NA	NA	E	1 hr.	NA	NA	G	3 ½ hr.	NA	NA	G	3.5 hr	NA	NA
48. Hydrogen Peroxide, 30%	E	ND	ND	0	E	5 min.	NA	NA	E	ND	ND	0	E	ND	ND	0
49. Hydroquinone, Saturated	E	ND	ND	0	E	ND	ND	0	G	ND	ND	0	G	ND	ND	0
50. Isobutyl Alcohol	E	ND	ND	0	E	10 min.	Min	3	E	25 min.	Low	3	E	25 min.	Low	3
51. Iso-Octane	E	6 hr.	VLow	0	E	1 hr.	Low	2	NR	–	–	5	NR	–	–	5
52. Isopropyl Alcohol	E	ND	ND	0	E	ND	ND	0	E	7 min.	Min	3	E	7 min.	Min	3

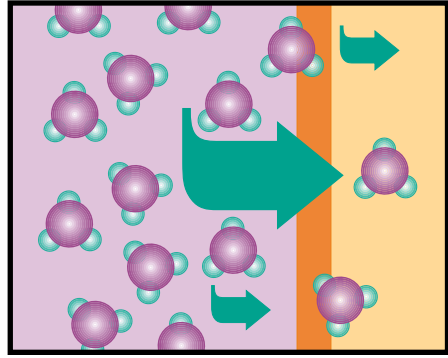
THIS DATA APPLIES ONLY TO GLOVES MANUFACTURED BY LAKELAND INDUSTRIES, INC.

Cellosolve® is a registered trademark of Union Carbide Corp.  
Freon® is a registered trademark of E. I. DuPont

Lakeland Industries, Inc. makes no guarantee of results and assumes no obligation or liability in regards to this information. Test data contained in this guide reflects laboratory performance and may not replicate conditions of end use. Anyone intending to use suggestions contained in this guide should first verify that the glove selected is suitable for the intended use and meets all appropriate health standards. Lakeland is glad to assist you in selecting the appropriate glove for your needs. Please call customer service at 1-800-645-9291.

Note: NA = Data not available

	NITROSOL				NEOSOL				NATRASOL				CHEMESOL			
	NITRILE NBR				NEOPRENE UNSUPPORTED				NATURAL RUBBER				NEOPRENE/NATURAL RUBBER			
	Degradation Rating	Permeation Breakthrough	Permeation Rate	Performance Index #	Degradation Rating	Permeation Breakthrough	Permeation Rate	Performance Index #	Degradation Rating	Permeation Breakthrough	Permeation Rate	Performance Index #	Degradation Rating	Permeation Breakthrough	Permeation Rate	Performance Index #
53. Kerosene	E	ND	ND	0	E	>6 hr.	Min	0	F	30 min.	VLow	2	F	30 min.	VLow	2
54. Maleic Acid, Saturated	E	ND	ND	0	E	ND	ND	0	E	ND	ND	0	E	ND	ND	0
55. Methyl Alcohol	E	11 min.	Mod	4	E	1 hr.	Min	1	E	13 min	Min	3	E	15 min.	Min	3
56. Methylamine	E	ND	ND	0	G	4 ½ hr.	Low	2	E	25 min.	Low	3	E	30 min.	Low	3
57. Methyl Cellulosolve®	F	11 min.	Low	4	E	25 min.	Low	3	E	4 min	VLow	3	E	5 min.	VLow	3
58. Methylene Bromide	NR	–	–	5	NR	–	–	5	NR	–	–	5	NR	–	–	5
59. Methylene Chloride	NR	–	–	5	NR	–	–	5	NR	–	–	5	NR	–	–	5
60. Methyl Ethyl Ketone, MEK	NR	–	–	5	P	–	–	5	G	10 min.	High	5	G	10 min.	High	5
61. Methyl Isobutyl Ketone, MIBK	P	–	–	5	NR	–	–	5	F	6 min.	Mod	4	F	6 min.	Mod	4
62. Methyl Methacrylate	P	–	–	5	NR	–	–	5	P	–	–	5	P	–	–	5
63. Mineral Spirits, Rule 66	E	ND	ND	0	G	1 ½ hr.	VLow	1	NR	–	–	5	NR	–	–	5
64. Monoethanolamine	E	ND	ND	0	E	ND	ND	0	E	3 ½ hr.	VLow	1	E	3.5 hr.	VLow	1
65. Morpholine	NR	–	–	5	P	–	–	5	E	30 min.	VLow	2	E	30 min.	VLow	2
66. Naphtha VM & P	E	ND	ND	0	G	15 min	Mod	3	NR	–	–	5	NR	–	–	5
67. Nitric Acid, 10%	E	ND	ND	0	E	ND	ND	0	G	ND	ND	0	G	ND	ND	0
68. Nitric Acid, 70%	NR	–	–	5	G	2 ½ hr.	NA	NA	NR	–	–	5	NR	–	–	5
69. Nitric Acid Red Fuming	NR	–	–	5	NR	–	–	5	P	–	–	5	NR	–	–	5
70. Nitrobenzene	NR	–	–	5	NR	–	–	5	F	5 min.	Low	4	F	5 min.	Low	4
71. Nitromethane 95.5%	F	30 min.	Mod	3	E	1 hr.	VLow	1	E	4 min.	Min	3	E	5 min.	Low	3
72. Nitropropane 95.5%	NR	–	–	5	G	5 min.	Mod	4	E	5 min.	Low	4	E	5 min.	Low	4
73. Octyl Alcohol	E	ND	ND	0	E	7 hr.	Min	0	E	1 hr.	Min	1	E	1 hr.	Low	1
74. Oleic Acid	E	ND	ND	0	E	1 hr	VLow	1	F	30 min.	VLow	2	F	30 min.	VLow	2
75. Oxalic Acid, Saturated	E	ND	ND	0	E	ND	ND	0	E	ND	ND	0	E	ND	ND	0
76. Pentachlorophenol	E	ND	ND	0	E	6 min	Min	3	NR	–	–	5	NR	–	–	5
77. Pentane	E	ND	ND	0	E	30 min.	Mod	3	P	–	–	5	P	–	–	5
78. Perchloric Acid, 60%	E	ND	ND	0	E	ND	ND	0	F	ND	ND	0	F	ND	ND	0
79. Perchloroethylene	G	5 hr.	VLow	1	NR	–	–	5	NR	–	–	5	NR	–	–	5
80. Phenol	NR	–	–	5	E	3 hr	Low	2	E	1 hr.	Low	2	E	1 hr.	Low	2
81. Phosphoric Acid, Conc.	E	ND	ND	0	E	ND	ND	0	G	ND	ND	0	G	ND	ND	0
82. Picric Acid, Sat/ETOH	E	2 ½ hr.	VLow	1	E	2 ½ hr.	VLow	1	G	3 min.	VLow	3	G	3 min.		



Permeation can occur with no visible effects. Chemical molecules can enter the glove and leave on the other side.

### UNDERSTANDING THE EFFECTS HAZARDOUS CHEMICALS CAN HAVE ON PROTECTIVE GLOVES

Hazardous chemicals can degrade and/or permeate glove materials. Here's the difference...

■ **Degradation** occurs when one or more physical properties of a glove is reduced due to its contact with a chemical. The glove could get harder, stiffer, brittle or softer and weaker. It might also swell to several times its original size.

■ **Permeation** can occur with no visible effect on a glove product. Molecules of the chemical can enter the glove, pass between the film molecules, and leave on the other side.

■ In considering gloves for a specific application involving chemicals, both permeation and degradation testing should be conducted. Remember, a glove may have acceptable degradation resistance to a chemical, yet may not be suitable for the application because of poor permeability. This means workers can be exposed to a chemical, even though the glove may show no visible effects.

TESTS CONDUCTED IN A CONTROLLED LABORATORY MAY CARRY FROM ACTUAL WORKPLACE CONDITIONS. YOU MUST CONDUCT YOUR OWN EVALUATIONS TO DETERMINE HOW YOUR PARTICULAR APPLICATIONS AND CONDITIONS MAY EFFECT A GLOVE'S DEGRADATION AND PERMEATION RESISTANCE.



**Lakeland Industries, Inc.**  
**Hand/Arm Protection Division**  
 Customer Service  
 800-645-9291 ext. 262  
 www.lakeland.com

**Corporate Office**  
 701 Koehler Ave., Suite 7  
 Ronkonkoma, NY 11779  
 Tel: 631-981-9700 • Fax: 631-981-9751

# Lakeland Industries, Inc.

## Chemical Resistant Glove Guide

*A Reference Source,  
 With Permeation &  
 Degradation Information  
 For Those Involved  
 In Specifying Gloves For  
 Industrial Hand Safety*

